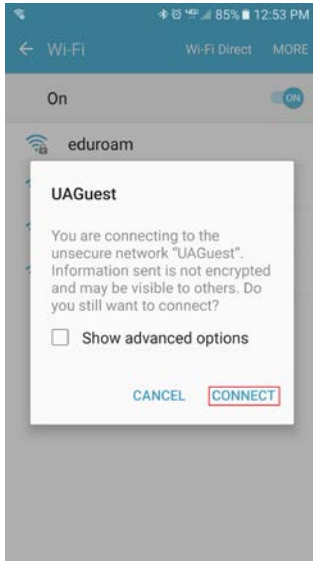
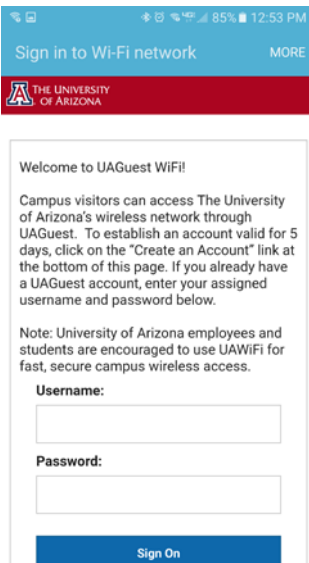


1. Select **UAGuest** from your wireless options.

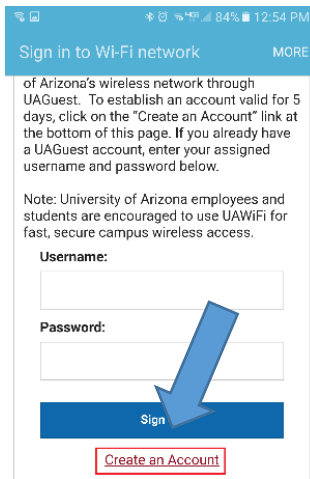


2. Open a web browser and visit [www.arizona.edu](http://www.arizona.edu) if registering does not happen automatically.

The Welcome UAGuest webpage will appear.

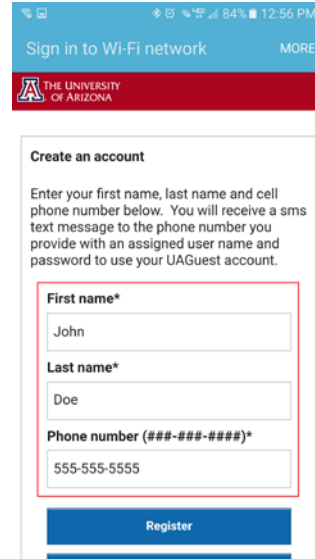


3. Click on **Create Account** at the bottom of the webpage.



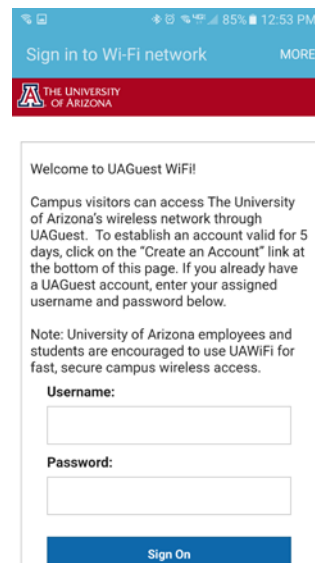
For Tech Support Chat with a [24/7 IT Support Representative](#), or call (602) 626-TECH (8224)

4. Enter your **name** and **cell phone number** (enter hyphens, e.g., XXX-XXX-XXXX).



You will receive a text message containing your assigned **username** and **password**.

5. Enter **username** and **password** on the Welcome UAGuest webpage.



6. Read the Acceptable Use Policy and click **Accept**. \* **This login remains valid for 5 days.**



For Tech Support Chat with a [24/7 IT Support Representative](#), or call (602) 626-TECH (8224)